

Phaser®  
7800  
Tabloid-size  
Color  
Printer



# Xerox® Phaser® 7800 Color Printer Evaluator Guide



# About this Guide

**This Evaluator Guide introduces you to the Xerox® Phaser® 7800 Color Printer,** explains its key features and performance advantages, and provides guidance throughout your printer evaluation process.

## **Section 1: Evaluating Tabloid/ A3 Color Printers**

- 3 Overview
- 4 Print Quality
- 5 Media Flexibility
- 6 Sustainability
- 7 Productivity
- 8 Ease of Use
- 9 Deployment and Management
- 11 Finishing Options

## **Section 2: Configuration Summary, Specifications and Supplies**

12

## **Section 3: Support Resources**

14

# Section 1: Evaluating Tabloid/A3 Color Printers

## Overview

**Based on continuous study of our customers' color printing needs and overall productivity requirements,** Xerox recommends that the following criteria be used when evaluating which Tabloid/A3 color printer you purchase for your office.

### Print Quality

Does the printer produce consistently high-quality output for your workgroup's office document demands? Does it offer professional-level color matching tools that allow you to expand your in-house graphic-arts and marketing capabilities?

### Media Flexibility

Does the printer give creative professionals the freedom to use a diverse range of media weights and sizes?

### Sustainability

Does the printer meet the industry's recognized environmental sustainability standards, and will it help your office use less consumables?

### Productivity

Can the printer keep up with your daily and monthly print volumes?

### Ease of Use

Does the printer provide advanced technologies that make it easy to use by anyone? Does it offer easily accessible troubleshooting assistance should the need arise?

### Deployment and Management




Can the driver deployment process be automated, and does the printer come with tools that ease the task of managing the device?

### Finishing Options

Does the printer offer a variety of business-ready finishers that match your needs and budget?

This section examines each of the evaluation criteria in greater detail, covering the specific features and performance attributes you should look for in a high-volume tabloid/A3 color printer. When the same criteria are used to evaluate every device under consideration, you'll see how the Xerox® Phaser® 7800 Color Printer excels against other manufacturers' products.

#### Xerox® Phaser® 7800 Quick Facts

	Print
	13 x 18 in. / 330 x 457 mm
	45 ppm

#### WxDxH (DN configuration):

25.3 x 27.5 x 22.8 in.  
641 x 699 x 578 mm



Phaser 7800 with Professional Finisher

# Section 1: Evaluating Tabloid/A3 Color Printers

## Print Quality

**Many factors determine the quality of the print output delivered by a color printer.** Print head technology and image resolution, color registration and accuracy, and intuitive, user-friendly color adjustments are all key components of a printer's ability to deliver the results you demand to bring your high-end color print jobs in-house.

### How the Xerox® Phaser® 7800 Color Printer exceeds the print quality requirement:

#### Print Resolution

With true 1200 x 2400 dpi print resolution, the Phaser 7800 Color Printer consistently produces realistic images, photos and graphics, plus sharp text and fine-line detail. The printer also delivers glossy, vivid colors; rich, deep blacks; and the smoothest color transitions with no streaking, banding or striping. Now, work that could only be achieved by outsourcing jobs to a professional print shop can be produced in house.

#### Print Head and Toner Technologies

The Phaser 7800 color printer features the new Xerox® Hi-Q LED print head, which offers major improvements in image quality.

In the Phaser 7800 there are four individual print heads that create many more, and much finer dots, for exceptional resolution, while also saving space in the system's overall design.

The "brain" behind the entire print-head process is Xerox's new application specific integrated circuit (ASIC) driver chip. This high-performance driver precisely controls the intensity and timing of the LEDs in each print head. By continually and automatically monitoring information about each LED, the ASIC driver can adjust each diode's light intensity and timing. This ensures

uniformity across the entire LED array – and produces consistently high print quality without compromising the printer's high-speed output.

Plus, Xerox® EA Toner – chemically grown to produce the market's smallest, most uniformly shaped particles – delivers sharper clarity, excellent shadowing and outstanding fine-line detail.

#### Color Registration and Accuracy

With an ASIC driver to control the light intensity of the LEDs in each print head, Hi-Q LED offers better dot-to-dot intensity and timing control, and produces more precise color registration. Hi-Q LED handles mis-registration issues automatically, simultaneously and continuously, from LED to LED. In fact, tests show that Hi-Q LED technology corrects color mis-registration even better than comparable laser printers.

Also, with PANTONE® calibrated solid-color simulations and Xerox color correction technology, the Phaser 7800 delivers results that always match graphic-arts professionals' demanding expectations. And with true Adobe® PostScript® 3™, you get peace of mind that your documents will always print quickly and reliably.

Advanced trapping technology ensures clean edges and prevents gaps between adjacent colors. Plus, black text on colored backgrounds and colored text on black backgrounds always prints sharp and clear.



### Color Management Software

#### Xerox® PhaserMatch® 5.0 with Xerox® PhaserMeter® Color Measurement Device powered by X-Rite.

For graphic artists and color professionals, color matching is a critical task. The colors viewed on one's computer monitor must be reproduced with consistent accuracy on printed output, and then reproduced with matching accuracy by every other output device, whether on-site or in remote locations. PhaserMatch 5.0 color management and calibration software is your color-matching assurance.

Standard with the Phaser 7800GX configuration (optional with DN and DX configurations), PhaserMatch 5.0 adds another level of color control and helps maintain color accuracy. It brings stability to the process – delivering consistent, predictable and reproducible color matching.

Plus, it comes with the PhaserMeter® all-in-one Color Measurement Device, which captures colors and helps calibrate your monitors and Phaser 7800 printer.

PhaserMatch 5.0 benefits include:

- Get accurate, consistent results through professional-level color calibration
- Save time and money by controlling repeatable color
- Create fewer iterations of prepress proofs thanks to greater color accuracy that meets press color expectations


# Section 1: Evaluating Tabloid/A3 Color Printers

## Media Flexibility

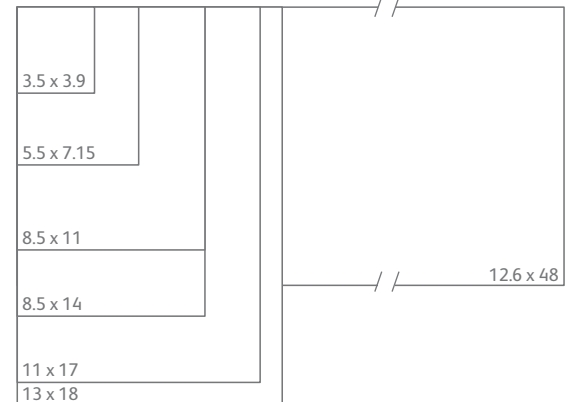
From customer-ready brochures and sales proposals, to posters, banners, booklets and business cards, creative professionals from every industry need the flexibility to create a wide variety of printed materials. No other device in its class matches the Xerox® Phaser® 7800 Color Printer's ability to produce amazing color quality on the widest range of media weights and sizes.

### How the Phaser 7800 printer exceeds the management requirement:

#### Media Weight Capabilities



#### Media Size Capabilities (in inches)



**350 gsm** 93 lb. Bond, 236 lb. Text, 130 lb. Cover, 215 lb. Tag, 194 lb. Index, 160 lb. Bristol, 350 gsm. However you measure your paper weight, the Phaser 7800 can print on it.

# Section 1: Evaluating Tabloid/A3 Color Printers Sustainability

**At Xerox, our environmental leadership goes far beyond reducing our own environmental footprint.** Xerox products, such as the Xerox® Phaser® 7800 Color Printer, include an impressive lineup of standard features that help your office environment reduce its impact on the natural environment.

## **How the Phaser 7800 Color Printer exceeds the sustainability requirement:**

### **Green Technologies**

Our EA Toner with low-melt technology achieves minimum fusing temperature at 68 degrees F (20 degrees C) less than conventional toner for significant energy savings.

Save paper and money when you print multipage documents with automatic two-sided output, standard on all Phaser 7800 configurations.

Proven Hi-Q LED print engine technology consumes minimal energy and space, and operates quietly.

The heat-efficient induction heating (IH) fuser consumes substantially less power in standby mode than conventional fusers and achieves a start-up time of less than 15 seconds.

### **RoHS Compliance**

The Phaser 7800 meets the stringent criteria set forth by the European Union's Reduction of Hazardous Substances (RoHS) Directive. The RoHS Directive restricts the use of six hazardous materials (including lead, mercury and cadmium) in the manufacture of various types of electronic and electrical equipment.

### **ENERGY STAR® Qualified**

The Phaser 7800 also qualifies as an ENERGY STAR-compliant device, meeting or exceeding the designation's environmental performance requirements.

### **Green World Alliance**

Xerox makes it fast, easy and free for you to recycle your depleted toner cartridges through our Green World Alliance Recycling Program. Visit [www.xerox.com/gwa](http://www.xerox.com/gwa) to learn more.

Visit our website, [www.xerox.com/environment](http://www.xerox.com/environment), to learn more about our environmental stewardship efforts.

# Section 1: Evaluating Tabloid/A3 Color Printers

## Productivity

**Productivity is a critical consideration when evaluating tabloid/A3 color printers, such as the Xerox® Phaser® 7800.** Does the printer deliver the level of performance required to support the workload of larger groups of users, and can it be expanded to meet a workgroup's evolving needs?

### How the Phaser 7800 exceeds the productivity requirement:

#### Printing Performance

The Phaser 7800 Color Printer features a print speed of up to 45 ppm for both color and black-and-white documents. And with a 1.33 GHz processor, 2 GB of memory and a standard 160 GB hard drive, the Phaser 7800 is designed to handle a steady flow of high-resolution print jobs loaded with colorful images and graphics.

For average print jobs of three pages or less, the most important specification is first-page-out time, and the Phaser 7800 printer delivers color and black-and-white pages in as few as 9 seconds.

#### Expandability

Numerous accessories are available to tailor-fit the Phaser 7800 printer to your environment. For those users who print a high volume of large, complex files, controller memory can be expanded to a maximum of 2 GB with 256 or 512 MB upgrades.

For workgroups of 10 or more users, consider increasing paper capacity by including up to three additional 520-sheet trays. The Phaser 7800 can handle a total paper capacity of 3,140 sheets for optimum, uninterrupted workgroup productivity.

#### Standard Duplexing

Automatic two-sided printing comes standard, providing more flexibility and helping reduce paper consumption. Plus, the Phaser 7800 Color Printer's duplex speed is just as fast as single-side printing, so there's no sacrificing efficiency for conservation. And with the optional Extra Heavy Duty Media Kit you can print two-sided output on standard and custom-size media in weights up to 300 gsm. No other printer in its class handles such a wide variety of heavy stock\*.

\* Based on color A3 (laser / LED) printers as defined by IDC and shipping as of November 2011.

# Section 1: Evaluating Tabloid/A3 Color Printers

## Ease of Use

**Regardless of a tabloid/A3 color printer's ability to produce a wide range of complex print jobs, nothing should be complex about the printer's usability.**

Which is why the Xerox® Phaser® 7800 Color Printer features superior printer management capabilities and innovative, helpful technologies. Even those with no experience using advanced color printers will quickly become comfortable with the wealth of useful features offered by the Phaser 7800.

### How the Phaser 7800 Color Printer exceeds the ease-of-use requirement:

#### Front Panel Interface

The Phaser 7800 features a state-of-the-art 4.3-inch, color touch-screen interface. Its big, bright icons and intuitive menus make walk-up operation faster and easier than ever. Plus, should users need it, the Phaser 7800 features embedded help videos for quick, easy, step-by-step troubleshooting assistance right on the color touch screen.

#### Bidirectional Print Drivers

The Phaser 7800 printer includes print drivers for Adobe® PostScript® 3™ and PCL® 6/5c. Organized by tabs, the print drivers make job programming easy and intuitive. The most commonly used features are located on the default tab, with advanced features easily accessible when programming more complex jobs. The print driver also sends print-job updates, along with toner and paper supply levels, to users' desktops or even over the web. Pop-up alerts immediately notify users of any print problems – and how to fix them.

And Xerox-exclusive Job Tracker monitors jobs individually, immediately alerting a job owner via pop-up window should a problem occur, as well as providing helpful suggestions for solving it.

#### Replacing Consumables

Long-life, user-replaceable items, such as the imaging unit and fuser, are easy to access and replace via the printer's front-side access panel. Plus, they're engineered for maximum longevity so users will stay more productive, longer.



**The Phaser 7800 Color Printer's 4.3-inch, color touch screen interface, shown with just one of many examples of an embedded help video that provides troubleshooting assistance and simple instructions right on the touch screen.**



# Section 1: Evaluating Tabloid/A3 Color Printers

## Deployment and Management

**Deploying printers can be challenging, whether in a large organization or small office.** The process includes integrating the devices into your existing network infrastructure and deploying print drivers to users' computers. Evaluate whether the driver deployment process can be automated. Also, evaluate the management tools delivered with the printer, and whether they will ease the task of managing the device.

### How the Xerox® Phaser® 7800 Color Printer exceeds the deployment requirement:

#### Installation

The Phaser 7800 Color Printer is designed to be setup and installed by non-technical users. Supplies come pre-loaded, and the included quick install guide helps install optional accessories, connect the printer to your network and a power source, and power-up the device. The printer will automatically be assigned an IP address and join the network via DHCP (other networking protocols can be set at the front panel). Device settings, such as language selection and feature setup, are completed either at the front panel or via remote management software like Xerox® CentreWare® Web Xerox or CentreWare Internet Services (CentreWare IS), which is easily accessed by simply entering the device's IP address into your web browser.

For IT administrators in Mac environments, peace of mind comes from knowing that Xerox printers and MFPs are the devices of choice for more Mac users than any other brand of office equipment. The Phaser 7800 is no exception, providing full compatibility with Mac operating systems (Mac OS® 10.5 and higher).

#### Driver Deployment

With the Phaser 7800 Color Printer, print drivers can be deployed centrally, thereby eliminating the need for IT staff to perform desk-to-desk manual installation of the driver software. CentreWare Web wizards are provided to aid in the processes of installing, troubleshooting and upgrading print drivers for employees, freeing up IT personnel for more pressing projects. Driver support is delivered for Microsoft® Windows® (XP, Server 2003/2008, Vista and 7), including most operating systems with 32-and 64-bit drivers; Macintosh OS 10.5 and higher; and multiple UNIX and Linux platforms.

Also, all Xerox drivers are WHQL (Windows Hardware Quality Labs) certified, ensuring compliance with Microsoft standards and seamless compatibility with Microsoft Windows environments.

Deployment of multiple units is simple with the ability to "clone" network configurations.

Plus, the Phaser 7800 supports two innovative new print drivers that can greatly simplify installing, managing and supporting printers and multifunction devices on the network, and increase end-user productivity:

- Xerox® Mobile Express Driver® (X-MED) makes it easy for mobile users to find, use and manage Xerox and non-Xerox devices in every new location. Plug into a new network, and X-MED automatically discovers available printers and provides status and capability information. Save a list of "favorite" printers for each location, store application print settings for use on any printer in any network, and greatly reduce mobile support calls to IT.
- Xerox® Global Print Driver® (X-GPD) is a truly universal print driver that lets IT administrators install, upgrade and manage Xerox and non-Xerox devices from a single driver. It provides a consistent, easy-to-use interface for end-users, reducing the number of support calls, and simplifying print services management.

In addition, these drivers provide users with a consistent single interface for all printers, with real-time, dynamic reports of printer status. As a result, users can easily identify the best printer for their needs, quickly choose the correct options and see updated consumables status without the assistance of IT.

To learn more, and download X-GPD and X-MED free, visit [www.xerox.com/global](http://www.xerox.com/global) and [www.xerox.com/mobile](http://www.xerox.com/mobile).

# Section 1: Evaluating Tabloid/A3 Color Printers Deployment and Management (continued)

## How the Xerox® Phaser® 7800 Color Printer exceeds the management requirement:

### Xerox Management Software

Xerox® CentreWare® Web is a powerful device management solution for IT departments. CentreWare Web is free software that eases the chore of installing, configuring, managing, monitoring and pulling reports from SNMP-compliant networked printers and multifunction printers throughout your enterprise – regardless of vendor. Xerox also addresses enterprise asset management through compatibility with network management tools for Sun, Novell, Microsoft and other environments.

For more information and your free CentreWare Web download, visit [www.office.xerox.com/software-solutions/xerox-centroware-web/enus.html](http://www.office.xerox.com/software-solutions/xerox-centroware-web/enus.html).

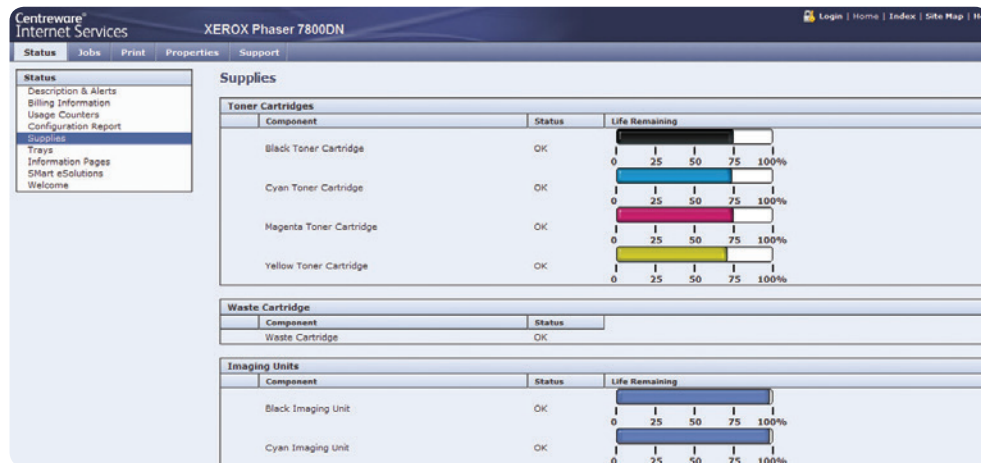
The Phaser 7800 Color Printer also includes CentreWare IS, an embedded web server that allows users and IT personnel to perform detailed status checks on the system and consumables, administer system settings, and manage access and accounting controls via any standard web browser.

### Network Management

The Phaser 7800 printer integrates into virtually any network environment. Network configuration is simple with CentreWare Web configuration wizards, which enable remote configuration of one or many devices, regardless of manufacturer. Also, the Phaser 7800 Color Printer supports the most common network protocols.

### Xerox® Office Services

Lastly, Xerox offers a host of productivity-enhancement services for managing an office's document output and asset infrastructure. Such services deliver measurable business results by leveraging a powerful set of office technologies, business processes, methodologies and software tools to reduce costs and improve productivity. These offerings are summarized in Section 3 of this guide.



The Phaser 7800 Color Printer features CentreWare IS, and embedded web server that allows users and IT administrators to remotely perform a variety of system checks and device management actions.

# Section 1: Evaluating Tabloid/A3 Color Printers

## Finishing Options

**Users of high-end tabloid/A3 color printers need a variety of finishing capabilities for greater design flexibility.** The Xerox® Phaser® 7800 color printer gives graphic arts professionals – and users in any industry – an impressive range of business-ready finishing options to choose from.

### How the Phaser 7800 Color Printer exceeds the finishing options requirement:

Depending on needs and budget, Phaser 7800 owners can go with the all-in-one Professional Finisher and get stacking, stapling, hole punching, booklet making and v-folding; or start with the Office Finisher LX and get stacking and stapling with the flexibility to add separate hole punching, creasing and stapling capabilities as your workload dictates.

#### Phaser 7800 finishing options:



#### 1 Professional Finisher\*

As the name indicates, when you add the Professional Finisher to your Phaser 7800, you'll benefit from a wealth of professional-level document finishing capabilities.

- Stacking: 1,500 sheets plus a 500-sheet top tray
- Stapling: 50-sheet, multi-position
- 2/3-hole punch
- Saddle-stitch-staple booklet making, up to 15 sheets
- V-folding, up to 15 sheets
- Sizes: 7.2 x 7.2 in. to 13 x 18 in. (182 x 182 mm to 330.2 x 457.2 mm)



#### 2 Office Finisher LX\*

If your immediate needs don't require some of the more advanced capabilities offered by the Professional Finisher, consider adding the Office Finisher LX, which lets you add hole punching and/or creasing capabilities as your workload evolves.

- Stacking: 2,000 sheets unstapled, 1,000 sheets single-stapled or 750 sheets dual stapled
- Stapling: 50-sheet, multi-position
- Sizes: 8.5 x 7.2 in. to 11.7 x 17 in. (210 x 182 mm to 297 x 432 mm)



#### 3 Booklet Maker for Office Finisher LX

Add booklet-making capabilities to the Office Finisher LX and create booklets with up to 15 sheets, either creased or saddle-stitched.

- Sizes: 8.5 x 11 in. to 11.7 x 17 in. (210 x 279.4 mm to 297 x 432 mm)

\* Finishers require installation of either a 3 Tray Module or High Capacity Tandem Tray.

# Section 2: Configuration Summary, Specifications and Supplies

	Xerox® Phaser® 7800DN	Phaser 7800DX	Phaser 7800GX
<b>Speed</b>	Up to 45 ppm color / 45 ppm black-and-white		
<b>Duty Cycle</b>	Up to 225,000 pages / month <sup>1</sup>		
<b>Paper Handling</b>			
Paper Input	<b>Tray 1:</b> 100 sheets; Custom sizes: 3.5 x 3.9 in. to 12.6 x 48 in. / 88 x 99 mm to 320 x 1219 mm <b>Tray 2:</b> 520 sheets; Custom sizes: 5.5 x 7.2 in. to 11.7 x 17 in. / 140 x 182 mm to 297 x 432 mm		
	NA	<b>High Capacity Tandem Tray:</b> 2,520 sheets; Custom sizes: 5.5 x 7.2 in. to 13 x 18 in. / 140 x 182 mm to 330 x 457.2 mm	<b>3 Tray Module:</b> 1,560 sheets; Custom sizes: 5.5 x 7.2 in. to 13 x 18 in. / 140 x 182 mm to 330 x 457.2 mm
	Optional	3 Tray Module	NA
		High Capacity Tandem Tray	NA
Total Standard Capacity	620 sheets	3,140 sheets	2,180 sheets
	<b>Optional Extra Heavy Duty Media Kit:</b> Allows automatic two-sided printing from Tray 1 on media up to 110 lb. cover (300 gsm)		
Finishing Options	Standard	<b>Dual Offset Catch Tray:</b> 250-sheets each	
	Optional	<b>Office Finisher LX<sup>2</sup>:</b> 2,000-sheet stacker, 50 sheets stapled, 2-position stapling, optional hole-punch	
		<b>Booklet Maker for Office Finisher LX:</b> Adds booklet making (crease, saddle-stitch) with up to 15 sheets	
		<b>Professional Finisher<sup>2</sup>:</b> Stacking: 1,500-sheet stacker and 500-sheet top tray, 50-sheet multiposition stapling and hole punch, saddle-stitch booklet maker, V-Fold	
Automatic Two-sided Printing	Standard		
<b>Print</b>			
First-page-out Time	As fast as 9 seconds color and black-and-white		
Resolution (max)	Enhanced: 1200 x 2400 x 1 dpi / Photo Mode: 600 x 600 x 8 dpi / Standard: 1200 x 600 x 1 dpi		
Processor	1.33 GHz		
Memory / Hard Drive	2 GB / 160 GB minimum		
Connectivity	Ethernet 10/100/1000Base-T, USB 2.0, Optional external wireless 802.11 b, g, n		
Page Description Languages	Adobe® PostScript® 3™, PCL® 6/5c, Adobe PDF-Direct version 1.6		
Print Features	Print Around, Color By Words, PDF Direct, Smart Duplex, Run Black, Secure and Personal Print, Booklet Printing, Smart Trays, Sample Set, Personal Saved Print, Custom size pages, Collation, Banner-size printing, Watermarks <sup>3</sup> , Xerox® PhaserSMART®, Print submission tools, Extended Font Storage, Scaling, Separation Pages, N-up, Internet Printing Protocol (IPP), Job Pipelining, Bi-directional driver, Layout/watermark, Form/Font Storage		
<b>Accounting</b>	Job Accounting, Usage Analysis Tool, Automatic Meter Read, Automatic Supplies Replenishment		
<b>Security</b>	Secure HTTPS (SSL), IPsec, 802.1X authentication, IPv6, SNMPv3, Image overwrite, Configurable disk overwrite, Port control, IP filtering		
<b>Software Solutions</b>			
	Standard	Xerox® PhaserCal®	
	Optional	Optional	Xerox® PhaserMatch 5.0 with Xerox® PhaserMeter® Color Measurement Device powered by X-Rite
<b>Warranty</b>	One-year on-site warranty, earn free service coverage with Xerox eConcierge®		

<sup>1</sup> Maximum volume capacity expected in any one month. Not expected to be sustained on a regular basis.

<sup>2</sup> Finishers require installation of either a 3 Tray Module or High Capacity Tandem Tray.

<sup>3</sup> Windows driver only.

# Section 2: Configuration Summary, Specifications and Supplies

## Device Management

Xerox® CentreWare® Internet Services, CentreWare Web, Email alerts, Cloning, Xerox® PhaserSMART®, Job Accounting, Usage Analysis, Print Submission Tools, Job Tracker, WebJet Admin Interface, Tivoli, Apple® Bonjour

## Print Drivers

Windows® XP/Server 2003/2008/Vista/7, Mac OS® 10.5 and higher, Oracle® Solaris® 9, 10, Fedora Core® 12-15, SUSE® 11.x, IBM® AIX® 5, HP-UX® 11i v2, Xerox® Global Print Driver®, Xerox® Mobile Express Driver®

## Font Capability

139 PostScript® fonts; 93 PCL® fonts

## Color Standards

PANTONE® calibrated solid-color simulations, Adobe PostScript device-independent color, CIE International color standards, and support for ICC, ICM and Apple ColorSync color management systems, Xerox® PhaserMatch® 5.0, Xerox® PhaserCal®

## Media Handling

Tray 1: 20 lb. bond to 130 lb. cover (75–350 gsm); Automatic 2-sided printing: 20 lb. bond – 98 lb. cover (75–256 gsm); Automatic 2-sided printing with Extra Heavy Duty Media Kit (optional): 20 lb. bond – 110 lb. cover (75–300 gsm); Trays 2-5 and finishers: 20 lb. bond to 98 lb. cover (75–256 gsm); Lightweight to extra heavy cardstock (coated and uncoated), plain, preprinted, prepunched, letterhead, envelopes, transparencies, recycled, custom

## Operating Environment

Temperature: Operating: 10° to 32° C (50° to 90° F); Relative Humidity (noncondensing): Operating: 15% to 85%; Sound pressure levels: Printing: 52 dB(A), Standby: 21 dB(A); Sound power levels: Printing: 6.81 B(A), Standby: 3.80 B(A)

## Electrical

115V: 50/60Hz: Printing (avg): 844 W, Ready: 86 W, Power Saver: 53 W; Sleep: 5.3 W  
230V: 50/60Hz: Printing (avg): 760 W, Ready: 86 W, Power Saver: 56 W; Sleep: 6.3 W

## Unpackaged Dimensions (WxDxH)

7800DN: 25.3 x 27.5 x 22.8 in. / 641 x 699 x 578 mm, Weight: 178.6 lb. / 81 kg; 7800GX: 25.3 x 27.5 x 37.5 in. / 641 x 699 x 953 mm, Weight: 255.7 lb. / 116 kg; 7800DX: 25.3 x 27.5 x 37.5 in. / 641 x 699 x 953 mm, Weight: 275.6 lb. / 125 kg; Office Finisher LX: 39.8 x 21.7 x 37.1 in. / 1,012 x 552 x 942 mm, Weight: 61.6 lb. / 28 kg; Office Finisher LX with Booklet Maker: 39.8 x 23.5 x 41.6 in. / 1,012 x 597 x 1057 mm), Weight: 81.8 lb. / 37.2 kg; Professional Finisher: 50.4 x 27 x 41.9 in. / 1,281 x 686 x 1,065 mm, Weight: 199.5 lb. / 90.7 kg

## Certifications

Certified to UL 60950-1/CSA 60950-1-07, 2nd Edition; FCC Part 15, Class A; Low Voltage Directive 2006/95/EC; EN 60950-1, 2nd Edition; EMC Directive 2004/108/EC; EN 55022, Class A; EN 55024; RoHS Directive 2002/95/EC; Section 508 Compliant; ENERGY STAR® Qualified

## Supplies

Standard-capacity Toner Cartridges:  
Cyan: 6,000 pages<sup>1</sup> 106R01563  
Magenta: 6,000 pages<sup>1</sup> 106R01564  
Yellow: 6,000 pages<sup>1</sup> 106R01565  
High-capacity Toner Cartridges:  
Black: 24,000 pages<sup>1</sup> 106R01569  
Cyan: 17,200 pages<sup>1</sup> 106R01566  
Magenta: 17,200 pages<sup>1</sup> 106R01567  
Yellow: 17,200 pages<sup>1</sup> 106R01568  
Staple Refills for Office Finisher LX 008R12941  
Staple Refills for Professional Finisher 008R12897

## Routine Maintenance Items

Imaging Unit:  
Up to 145,000 pages<sup>2</sup> 106R01582  
Waste Cartridge:  
Up to 20,000 pages<sup>2</sup> 108R00982  
Suction Filter:  
Up to 120,000 pages<sup>2</sup> 108R01037  
IBT Cleaner:  
Up to 160,000 pages<sup>2</sup> 108R01036

## Options

Office Finisher LX<sup>3</sup> 097S04166  
Booklet Maker for Office Finisher LX 497K03850  
2/3-hole Punch for Office Finisher LX 497K03860  
Professional Finisher<sup>3</sup> 097S04167  
3 Tray Module 097S04159  
High Capacity Tandem Tray 097S04160  
Cabinet Stand 097S04552  
Extra Heavy Duty Media Kit 097S04341  
PhaserMatch 5.0 (includes PhaserMeter® powered by X-Rite) 097S04276  
Wireless Network Adapter – N. America power converter 097S03740  
– European power converter 097S03741  
– UK power converter 097S03742

<sup>1</sup> Average standard pages. Declared Yield in accordance with ISO/IEC 19798. Yield will vary based on image, area coverage and print mode.

<sup>2</sup> Average standard pages. Yield will vary depending on job run length, media size and orientation.

<sup>3</sup> Finishers require installation of either a 3 Tray Module or High Capacity Tandem Tray.

# Section 3: Support Resources

## Unrivaled Service and Support

Behind every Xerox product is a large network of customer support that's unrivaled in the industry and available when you need it. Xerox service professionals use leading-edge technologies to keep you up and running. They're even linked to the engineers who designed your product, so you can be confident when you choose Xerox. And genuine Xerox supplies are always readily available.

## Xerox Office Services Support

### Asset Management Services

- Asset Optimization and Tracking – Process and tools to optimize an enterprise's office output infrastructure and reduce overall costs
- Break-Fix Management – Single point of ownership and management for break-fix service for all brands of office output devices
- Supplies Management – Process and tools to procure, monitor and replenish all document-related supplies proactively

### Support Services

- Technology Procurement and Deployment – A creative and flexible end-to-end print/computer product acquisition solution that uses a single-point-of-contact model while lowering the total cost of acquisition
- Help Desk Services – A broad range of enterprise services managed through a centralized single point of contact and delivered through an on-site or off-site model
- End User Services – Microsoft software implementation, IT project consulting, and customer education

## Additional Information Sources

### Xerox® Phaser® 7800 Front Panel:

- The front panel offers tools and information pages to help with machine setup, feature selections, operational problems, media feed and supply issues.

### On the Web:

Visit [www.xerox.com/office](http://www.xerox.com/office) for:

- Product, supplies and support information
- Downloading drivers
- Finding your local Xerox sales representative
- Online documentation

Visit [www.xerox.com/office/support](http://www.xerox.com/office/support) for:

Support and service information, including the same troubleshooting Knowledge Base used by Xerox Customer Support staff to provide the latest technical information on:

- Application issues
- Errors
- Print-quality issues
- Troubleshooting

# Section 3: Support Resources

**Tabloid/A3 color printers often look the same from the outside.** Based on a quick look at speeds, feeds, and print resolution specifications, it is tempting to conclude that most color printers are basically equal. We invite you to evaluate the Xerox® Phaser® 7800 using these criteria, and compare it against its closest competitors. We believe you'll find that the Phaser 7800 color printer offers a unique set of features, delivers exceptional benefits, and will exceed your expectations.

	Phaser 7800	Competitor 1	Competitor 2
<b>Productivity, Ease of Use, and Versatility</b>			
True 1200 x 2400 dpi print resolution	✓		
Maximum Paper Capacity	3,140		
Print Around feature: prints next job in queue when a job requires resources	✓		
Color Touch Screen UI	✓		
Embedded help videos	✓		
Media flexibility	✓		
Finishing options	✓		
<b>Environmental</b>			
ENERGY STAR® qualified	✓		
Supplies recycling through Xerox® Green World Alliance	✓		
<b>Installation and Deployment</b>			
Xerox® Global Print Driver®: single print driver for IT to deploy and manage products regardless of manufacturer	✓		
Xerox® Mobile Express Driver®: single print driver for mobile workers to print to network printers, regardless of manufacturer	✓		
Clone network configuration	✓		
Driver defaults: set driver settings by application	✓		
Automatic supplies replenishment	✓		
Automatic meter reads	✓		
<b>Security</b>			
Standard Image Overwrite	✓		
Removable hard drive	Optional		
Secure HTTPS (SSL)	✓		
IPsec	✓		
IP filtering	✓		
802.1X authentication	✓		

## Questions? Comments? Problems?

For more information about the Xerox® Phaser® 7800 Color Printer, visit us on the web at [www.xerox.com/office](http://www.xerox.com/office).

